

Buy this item and view more at [www.ironplanet.com](http://www.ironplanet.com) or call 800-211-3983

## Item #15293229 - 2021 Doosan DX420LC-5 Tracked Excavator



### Item Details:

- Features: Air Conditioner, Control Pattern Changer, Rear View Camera, 2020 US EPA Label, Requires Diesel Exhaust Fluid, 10 ft 9 in Stick, Auxiliary Hydraulic Plumbing, Hydraulic Quick Coupler
- Meter Reading: 5,064 Hours
- Serial # : DWGCECBFPM1010129
- Inspection Completed: 5/29/26





### Shipping Details:




- Location Massachusetts (Middlesex County)
- Loading Dock Available: No
- Pickup Hours: -
- You will need a copy of your IronPlanet Item Release to pick the item up. Please call one day in advance to schedule pickup.

# Inspection Report

**Note:** This condition inspection report is the result of an impartial, systematic, documented process focused on the establishment of the general, overall mechanical condition of a piece of equipment, or of a vehicle, at a specific time. The purpose of the inspection is to establish the "as is" operational capability of the machine. It is not a performance or load test on the item.

Inspection Ratings Key	
★★★★	Limited use or recently replaced. Free of visible wear or defects.
★★★☆☆	Performs within the tolerances expected for age and type of item
★★☆☆☆	Although performing, shows indication of needing repair or replacement
★☆☆☆☆	Needs immediate repair/replacement. Requires work if it is to perform as expected

General Appearance		
Item	Assessment	Photo
Picture, Left Front Corner		
Picture, Left Rear Corner		
Picture, Right Rear Corner		
Picture, Right Front Corner		

Serial Number / VIN	DWGCECBFPM1010129, Damaged/Missing data plates, serial number obtained from ecm	
Paint	Damage	
Body Panels	Left rear door damaged, Right rear door damaged, Right side cover damaged	
Steps	No visible damage or missing components	
Hand Rails	No visible damage or missing components	
Exterior Lights	2 Inoperable / damaged / missing	
Excavator* # 1		

Excavator\* # 2



Excavator\* # 3



Excavator\* # 4



Excavator\* # 5



Excavator\* # 6










Excavator\* # 7



Excavator\* # 8





Excavator* # 9		
Excavator* # 10		
Excavator* # 11		
Excavator* # 12		
Excavator* # 13		
Excavator* # 14		
Excavator* # 15		







Excavator\* # 16
















# Safety

Item	Assessment	Photo
Travel Alarm	Operational	
Horn	Operational	
Seat Belts	Operational	
Safety Lock Out/Stop	Operational	
Swing Brake	Operational	
Current Safety Manual	Yes	
Current Operator/Maintenance Manual	Yes	
Excavator_2 # 1		

# Control Station

Item	Assessment	Photo
Seat/Armrests	No visible damage or missing components	
Glass	No visible damage or missing components	
Mirrors	Right side top mirror is missing.	
Cab Door	Door dented touch up paint over dent.	
Steering Controls	★★★★☆	
Hydraulic Controls	★★★★☆	

Drivetrain Controls	★★★★☆	
Dash Console	★★★★☆	
Engine Oil Pressure	The fault indicator shuts off after the engine oil pressure rises.	
Warning Lights	Service Machine Before Restarting Code and Engine Warning Lights are on	
Gauges	Operational	
Rear View Camera	Camera operates as intended	
Hour Meter / Odometer	5064 hrs	

Air Conditioner	Inoperable, There is no power at the controls.	
Heater	Inoperable, There is no power at the controls.	
Limited Function Check	The main components are in place and operational as noted.	
Excavator* # 1		
Excavator* # 2		
Excavator* # 3		
Excavator* # 4		
Excavator* # 5		
Excavator* # 6		

Excavator\* # 7









Excavator\* # 8









Excavator\* # 9







# Engine

Item	Assessment	Photo
Engine	2020 US EPA Label, Requires Diesel Exhaust Fluid	
Emission Label		
A/C Compressor	Compressor will not engage	
Blow-by (subjective visual observation)	No noticeable vapor or pressure	
Starter	Operational	
Exhaust System	No visible damage or missing components	
Radiator	★★★★☆	
Engine - Left Side		
Engine - Right Side		







DEF / AdBlue Tank		
Limited Function Check	The engine started and ran.	
Engine #1		
Engine #2		
Engine #3		
Engine #4		
Engine #5		








## Drivetrain

Operational test is limited to low speed in a confined flat area without load. Differential interlocks, full transmission shifting and functionality of all drive axles cannot be fully verified. Inspector listens for abnormal noises, observes leaks and notes physical damage.

Item	Assessment	Photo
Left Drive Motor	★ ★ ★ ☆	
Right Drive Motor	★ ★ ★ ☆	
Left Final Drive	★ ★ ★ ☆	
Right Final Drive	★ ★ ★ ☆	
Limited Function Check	The drivetrain was operational.	

# Hydraulics

Item	Assessment	Photo
Pumps (Hydraulics)	★★★★☆	
Valves	★★★★☆	
Hydraulic Tank	★★★☆☆ Low fluid level	
Hydraulic Control Pattern Changer	★★★★☆	
Hoses (Hydraulics)	★★★★☆	
Auxiliary Hydraulic Plumbing	Capped off, Not operationally checked, End of stick	

Swing Motor	★★★★☆	
Hydraulic Center Swivel	★★★★☆	
Boom Lift Cylinder(s)	★★★★☆	
Stick Cylinder	★★★★☆	
Bucket Cylinder	★★★★☆ Fluid residue on rod with minor scratches, no dripping leaks.	
Limited Function Check	The hydraulic system was operational.	
Excavator_2 # 1		
Excavator_2 # 2		

Excavator\_2 # 3



Excavator\_2 # 4















Excavator\_2 # 5










# Chassis

IronPlanet pin connection pivot point wear inspections are limited to sound, sight and feel observations. Dial indicator testing is not performed.

Item	Assessment	Photo
Boom Condition	★★★★☆	
Stick Condition	★★★★☆ Plated on inside with grapple bracket.	
Boom Base Pin and Bushings	★★★★☆	
Pin and Bushings Boom to Stick	★★★★☆	
Pins and Bushings Stick to Coupler	★★★★☆	
Turntable Bearing	★★★★☆	
Bottom Covers	★★★☆☆ 8 Damaged	

Limited Function Check	The main components were operational in a limited check.	
Excavator* # 1		
Excavator* # 2		
Excavator* # 3		
Excavator* # 4		
Excavator* # 5		
Excavator* # 6		

Excavator* # 7		
Excavator* # 8		
Excavator* # 9		
Excavator* # 10		
Excavator* # 11		
Excavator* # 12		
Excavator* # 13		

Excavator\* # 14



Excavator\* # 15



Excavator\* # 16



Excavator\* # 17
















Excavator\* # 18










## Undercarriage

Undercarriage components photos (links, bushings, sprockets, idlers, rollers, grousers) are selected as representative. Bidders are encouraged to review photos using the zoom feature to judge condition in detail.

Item	Assessment	Photo
Track Link Brand	Other Doosan Other Doosan	
Left Roller Frame	★★☆☆ Rock Guard missing at #7 track roller, broken bolts in track frame	
Left Track Tensioner	★★★☆☆	
Left Track Pads	★★★☆☆ 31.5 in Wide Triple Grouser	
Left Grouser Height	28 mm	
Left Track Links	128 mm	
Left Track Bushings	69 mm	





Left Carrier Rollers	2 carrier rollers #1 178 mm #2 178 mm	
Left Bottom Rollers	<p>9 Bottom Rollers #1 unable to measure mm #2 unable to measure mm #3 unable to measure mm #4 unable to measure mm #5 196 mm #6 196 mm #7 196 mm #8 197 mm #9 197 mm</p> <p>Rock Guard missing at #7, broken bolts in track frame</p>	
Left Idler	26 mm	
Left Sprocket	★★★★☆	
Right Roller Frame	★★★★☆	
Right Track Tensioner	★★★★☆	
Right Track Pads	<p>★★★★☆</p> <p>31.5 in Wide Triple Grouser</p>	

Right Grouser Height	27 mm	
Right Track Links	128 mm	
Right Track Bushings	69 mm	
Right Carrier Rollers	2 Carrier Rollers #1 178 mm #2 178 mm	
Right Bottom Rollers	9 Bottom Rollers: #1 unable to measure mm #2 unable to measure mm #3 unable to measure mm #4 unable to measure mm #5 196 mm #6 unable to measure mm #7 unable to measure mm #8 unable to measure mm #9 197 mm	
Right Idler	27 mm	
Right Sprocket	★★★★☆	

Undercarriage #1



# Specialty

Item	Assessment	Photo
Quick Coupler	★★★★☆ Operational	
Excavator_2 # 1		
Excavator_2 # 2		
Excavator_2 # 3		

Buy this item and view more at [www.ironplanet.com](http://www.ironplanet.com) or call 800-211-3983

IronPlanet , Inc. © 2012 All Rights Reserved